


Shareholding Pattern under Regulation 31 of SEBI (Listing Obligations and Disclosure Requirements) Regulations, 2015

1.	Name of Listed Entity: Abhishek Corporation Limited	
2.	Scrip Code/Name of Scrip/Class of Security: 532831	
3.	Share Holding Pattern Filed under: Reg. 31(1)(a)/Reg. 31(1)(b)/Reg.31(1)(c)	
	a.	If under 31(1)(b) then indicate the report for Quarter ending 31.12.2020
	b.	If under 31(1)(c) then indicate date of allotment/extinguishment
4.	Declaration: The Listed entity is required to submit the following declaration to the extent of submission of information:-	

	Particulars	Yes*	No*
1	Whether the Listed Entity has issued any partly paid up shares?		No
2	Whether the Listed Entity has issued any Convertible Securities or Warrants?		No
3	Whether the Listed Entity has any shares against which depository receipts are issued?		No
4	Whether the Listed Entity has any shares in locked-in?		No
5	Whether any shares held by promoters are pledge or otherwise encumbered?	Yes	



Abhishek Corporation Limited

Table I - Summary Statement holding of specified securities

Category	Category of shareholder	Nos. of shareholders	No. of fully paid up equity shares held	No. of Partly paid up equity shares held	No. of shares under Depository Receipts	Total nos. shares held	Shareholding as a % of total no. of shares (calculated as per SCRR, 1957)	Number of Voting Rights held in each class of securities				Shares Underlying Outstanding convertible securities	ding, as a % assuming full conversion of convertible securities (as a percentage)	Number of Locked in shares		Number of Shares pledged or otherwise encumbered		Number of equity shares held in dematerialised form
								No of Voting Rights			Total as a % of (A+B+C)			No.	As a % of total Shares held(b)	No. (a)	As a % of total Shares held(b)	
								Class eg: X	Class eg: y	Total								
(I)	(II)	(III)	(IV)	(V)	(VI)	(VII) = (IV)+(V)+(VI)	(VIII) As a % of (A+B+C 2)	(IX)				(X)	(XI) = (VII)+(X) As a % of (A+B+C2)	(XII)		(XIII)		(XIV)
(A)	Promoter & Promoter Group	4	9225416	0	0	9225416	57.6284	9225416	0	9225416	57.6284	0	57.6284	0	0.0000	8164316	88.498000	9225416
(B)	Public	3756	6783046	0	0	6783046	42.3716	6783046	0	6783046	42.3716	0	42.3716	0	0.0000	NA	NA	6782486
(C)	Non Promoter - Non Public				0				0			0		0.0000	NA	NA		
(C1)	Shares Underlying DRs	0	0	0	0	0	0.0000	0	0	0	0.0000	0	0.0000	0	0.0000	NA	NA	0
(C2)	Shares Held By Employee Trust	0	0	0	0	0	0.0000	0	0	0	0.0000	0	0.0000	0	0.0000	NA	NA	0
	Total	3760	16008462	0	0	16008462	100.000	16008462	0	16008462	100.0000	0	100.0000	0	0.0000	8164316	51.000000	16007902




Abhishek Corporation Limited

Table II - Statement showing shareholding pattern of the Promoter and Promoter Group

Category & Name of the shareholders	PAN	Nos. of shareholders	No. of fully paid up equity shares held	Partly paid up equity shares held	No. of shares underlying Depository Receipts	Total nos. shares held	Shareholding % calculated as per SCRR, 1957 As a % of (A+B+C2)	Number of Voting Rights held in each class of securities			No. of Shares Underlying Outstanding convertible securities (including Warrants)	Shareholding, as a % assuming full conversion of convertible securities (as a percentage of diluted share capital)	Number of Locked in shares		Number of Shares pledged or otherwise encumbered		Number of equity shares held in dematerialised form	
								Class eg: X	Class eg: y	Total			Total as a % of (A+B+C)	No. (a)	As a % of total Shares held(b)	No. (a)		As a % of total Shares held(b)
1	Indian																	
(a)	Individuals / Hindu Undivided Family																	
	Anasaheb Mohite	ABGPM8694K	1	4509192	0	0	4509192	28.1676	4509192	0	4509192	28.1676	0	0.0000	3852956	85.4467	4509192	
	Anjali Mohite	AEOPM5135N	1	2977078	0	0	2977078	18.5969	2977078	0	2977078	18.5969	0	0.0000	2728431	91.6480	2977078	
	Abhishek Mohite	ANIPM6033E	1	1727131	0	0	1727131	10.7889	1727131	0	1727131	10.7889	0	0.0000	1582929	91.6508	1727131	
	Sanjay Babaso Patil	ABLPP1660K	1	12015	0	0	12015	0.0751	12015	0	12015	0.0751	0	0.0000	0	0.0000	12015	
(b)	Central Government / State Government(s)		0	0	0	0	0	0.0000	0	0	0	0.0000	0	0.0000	0	0.0000	0	

(c)	Financial Institutions / Banks	0	0	0	0	0	0.0000	0	0	0	0.0000	0	0.0000	0	0.0000	0	0.0000	0
(d)	Any Other (Specify)	0	0	0	0	0	0.0000	0	0	0	0.0000	0	0.0000	0	0.0000	0	0.0000	0
	Sub Total (A)(1)	4	9225416	0	0	9225416	57.6284	9225416	0	9225416	57.6284	0	57.6284	0	0.0000	8164316	88.4981	9225416
2	Foreign																	
(a)	Individuals (Non-Resident Individuals / Foreign Individuals)	0	0	0	0	0	0.0000	0	0	0	0.0000	0	0.0000	0	0.0000	0	0.0000	0
(b)	Government	0	0	0	0	0	0.0000	0	0	0	0.0000	0	0.0000	0	0.0000	0	0.0000	0
(c)	Institutions	0	0	0	0	0	0.0000	0	0	0	0.0000	0	0.0000	0	0.0000	0	0.0000	0
(d)	Foreign Portfolio Investor	0	0	0	0	0	0.0000	0	0	0	0.0000	0	0.0000	0	0.0000	0	0.0000	0
(e)	Any Other (Specify)	0	0	0	0	0	0.0000	0	0	0	0.0000	0	0.0000	0	0.0000	0	0.0000	0
	Sub Total (A)(2)	0	0	0	0	0	0.0000	0	0	0	0.0000	0	0.0000	0	0.0000	0	0.0000	0
	Total Shareholding Of Promoter And Promoter Group (A)= (A)(1)+(A)(2)	4	9225416	0	0	9225416	57.6284	9225416	0	9225416	57.6284	0	57.6284	0	0.0000	8164316	88.4981	9225416




Abhishek Corporation Limited

Table III - Statement showing shareholding pattern of the Public shareholder

	Category & Name of the shareholders	PAN	Nos. of share holders	No. of fully paid up equity shares held	Partly paid-up equity shares held	. of shares underlying Depository Total nos. shares held	Shareholding % calculated as per SCRR, 1957 As a % of (A+B+C2)	Number of Voting Rights held in each class of securities				of Shares Underlying Outstanding convertible securities	ding, as a % assuming full conversion of convertible securities (as a percentage of diluted (XI)= (VII)+(X) As a % of (A+B+C2)	Number of Locked in shares		Shares pledged or otherwise encumbered		Number of equity shares held in dematerialised form				
								No of Voting Rights			Total as a % of (A+B+C)			No.	As a % of total Shares held(b)	No.	As a % of total Shares held(b)					
								Class eg: X	Class eg: Y	Total									No. (a)	As a % of total Shares held(b)	No. (a)	As a % of total Shares held(b)
	(I)	(II)	(III)	(IV)	(V)	(VI)	(VII) = (IV)+(V)+(VI)	(IX)				(X)	(XI)	(XII)		(XIII)		(XIV)				
1	Institutions																					
(a)	Mutual Fund		0	0	0	0	0.0000	0	0	0	0.0000	0	0.0000	0	0.0000	NA	NA	0				
(b)	Venture Capital Funds		0	0	0	0	0.0000	0	0	0	0.0000	0	0.0000	0	0.0000	NA	NA	0				
(c)	Alternate Investment Funds		0	0	0	0	0.0000	0	0	0	0.0000	0	0.0000	0	0.0000	NA	NA	0				
(d)	Foreign Venture Capital Investors		0	0	0	0	0.0000	0	0	0	0.0000	0	0.0000	0	0.0000	NA	NA	0				
(e)	Foreign Portfolio Investor		0	0	0	0	0.0000	0	0	0	0.0000	0	0.0000	0	0.0000	NA	NA	0				
(f)	Financial Institutions / Banks		0	0	0	0	0.0000	0	0	0	0.0000	0	0.0000	0	0.0000	NA	NA	0				
(g)	Insurance Companies		0	0	0	0	0.0000	0	0	0	0.0000	0	0.0000	0	0.0000	NA	NA	0				

(h)	Provident Funds/ Pension Funds		0	0	0	0	0	0.0000	0	0	0	0.0000	0	0.0000	0	0.0000	NA	NA	0
(i)	Any Other (Specify)		0	0	0	0	0	0.0000	0	0	0	0.0000	0	0.0000	0	0.0000	NA	NA	0
	Sub Total (B)(1)		0	0	0	0	0	0.0000	0	0	0	0.0000	0	0.0000	0	0.0000	NA	NA	0
2	Central Government/ State Government(s)/ President																		
	Sub Total (B)(2)		0	0	0	0	0	0.0000	0	0	0	0.0000	0	0.0000	0	0.0000	NA	NA	0
3	Non-Institutions																		
(a)	Individuals			0	0									0			NA	NA	
	i. Individual shareholders holding nominal share capital up to Rs. 2 lakhs.		3562	1941121	0	0	1941121	12.1256	1941121	0	1941121	12.1256	0	12.1256	0	0.0000	NA	NA	1940561
	ii. Individual shareholders holding nominal share capital in excess of Rs. 2 lakhs.		14	2939561	0	0	2939561	18.3625	2939561	0	2939561	18.3625	0	18.3625	0	0.0000	NA	NA	2939561
	Nisha Suman Jain	ABPPJ3004M		351871	0	0	351871	2.1980	351871	0	351871	2.1980	0	2.1980	0	0.0000	NA	NA	351871
	Rama Jawahar Swetta	AYWPS0273R		2000000	0	0	2000000	12.4934	2000000	0	2000000	12.4934	0	12.4934	0	0.0000	NA	NA	2000000
(b)	NBFCs registered with RBI		0	0	0	0	0	0.0000	0	0	0	0.0000	0	0.0000	0	0.0000	NA	NA	0

	Trust Employee		0	0	0	0	0	0.0000	0	0	0	0.0000	0	0.0000	0	0.0000	NA	NA	0	
(d)	Overseas Depositories(holding DRs) (balancing figure)		0	0	0	0	0.0000	0	0	0	0.0000	0	0.0000	0	0.0000	0	0.0000	NA	NA	0
(c)	Any Other (Specify)		180	1902364	0	0	1902364	11.8835	1902364	0	1902364	11.8835	0	11.8835	0	0.0000	NA	NA	1902364	
	Hindu Undivided Family		114	343802	0	0	343802	2.1476	343802	0	343802	2.1476	0	2.1476	0	0.0000	NA	NA	343802	
	Non Resident Indians (Non Repat)		6	13027	0	0	13027	0.0814	13027	0	13027	0.0814	0	0.0814	0	0.0000	NA	NA	13027	
	Non Resident Indians (Repat)		14	16711	0	0	16711	0.1044	16711	0	16711	0.1044	0	0.1044	0	0.0000	NA	NA	16711	
	Clearing Member		4	1598	0	0	1598	0.0100	1598	0	1598	0.0100	0	0.0100	0	0.0000	NA	NA	1598	
	Bodies Corporate		42	1527226	0	0	1527226	9.5401	1527226	0	1527226	9.5401	0	9.5401	0	0.0000	NA	NA	1527226	
	Blue Mark Mercantile Private Limited	AAACB4717E	1	1356229	0	0	1356229	8.4720	1356229	0	1356229	8.4720	0	8.4720	0	0.0000	NA	NA	1356229	
	Sub Total (B)(3)		3756	6783046	0	0	6783046	42.3716	6783046	0	6783046	42.3716	0	42.3716	0	0.0000	NA	NA	6782486	
	Total Public Shareholding (B)= (B)(1)+(B)(2)+(B)(3)		3756	6783046	0	0	6783046	42.3716	6783046	0	6783046	42.3716	0	42.3716	0	0.0000	NA	NA	6782486	



Abhishek Corporation Limited

Table IV - Statement showing shareholding pattern of the Non Promoter- Non Public shareholder

Category & Name of the shareholders	PAN	Nos. of share holders	No. of fully paid up equity shares held	Partly paid up equity shares held	No. of Depository Receipts	Total nos. shares held	Shareholding % calculated as per SCRR, 1957 As a % of (A+B+C 2)	Number of Voting Rights held in each class of securities				No. of Shares Underlying Outstanding convertible securities (including Warrants)	Shareholding, as a % assuming full conversion of convertible securities (as a percentage of diluted share capital)	Number of Locked In shares		Number of Shares pledged or otherwise encumbered		Number of equity shares held in dematerialised form
								No of Voting Rights			Total as a % of (A+B+C)			No.	As a % of total Shares held(b)	No.	As a % of total Shares held(b)	
								Class eg: X	Class eg: y	Total								
(I)	(II)	(III)	(IV)	(V)	(VI)	(VII) = (IV)+(V)+(VI)	(VIII) As a % of (A+B+C 2)	(IX)			(X)	(XI) = (VII)+(X) As a % of (A+B+C 2)	(XII)		(XIII)		(XIV)	
1 Custodian/DR Holder		0	0	0	0	0	0.0000	0	0	0	0.0000	0	0.0000	0	0.0000	NA	NA	0
2 Employee Benefit Trust (under SEBI (Share based Employee		0	0	0	0	0	0.0000	0	0	0	0.0000	0	0.0000	0	0.0000	NA	NA	0
Total Non-Promoter- Non Public Shareholding (C)= (C)(1)+(C)(2)		0	0	0	0	0	0.0000	0	0	0	0.0000	0	0.0000	0	0.0000	NA	NA	0

